

DURLON® SWG

Spiral Wound Gaskets Style: D, DR & DRI ASME B16.20 Standards

Durlon® Spiral Wound Gaskets are made with an alternating combination of a preformed engineered metal strip and a more compressible filler material which creates an excellent seal when compressed. The engineered shape of the metal strip acts as a spring under load, resulting in a very resilient seal under varying conditions. The strip metallurgy and filler material can be selected to seal a wide range of applications. All Class 150 & 300 Durlon® SWG styles have been engineered to precise manufacturing tolerances and utilize optimal winding density that allow for lower stress (bolt load) sealing compared to conventional spiral wound gaskets thus eliminating the need to stock both standard and low stress SWG's.

All Durlon® SWG's are manufactured according to ASME B16.20 standards. Quality Assurance complies with API Specifications Q1 and ISO 9001 standards. Super Inhibited Graphite meets the requirements of Shell Specification MESG SPE 85/203 and meets PVRC SCR Flexible Graphite Spec for FG 600 material.

Durlon® SWG's obtain their initial seal with very low seating stresses and provide a tighter seal than typical low stress spiral wound gaskets and other high temperature alternative gaskets. Our advanced manufacturing process allows all Durlon® SWG's to perform better under low bolt stress applications while maintaining seal integrity under normal conditions.

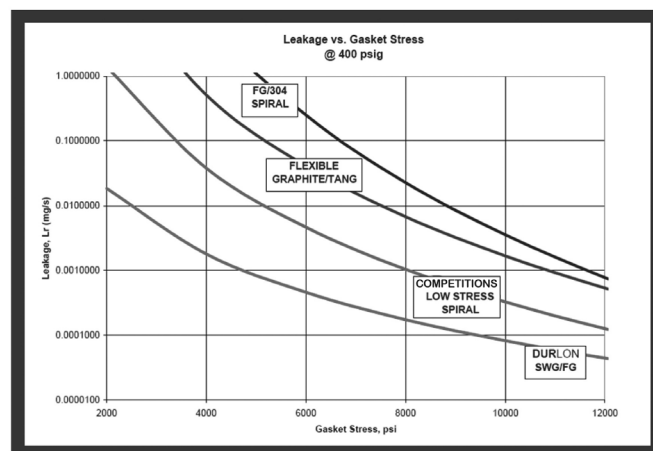
INDUSTRY APPLICATIONS:

- Oil & Gas
- Petrochemical
- Chemical Processing
- Mining
- Power Generation
- Pulp & Paper
- Food & Beverage
- Heavy Industrial

Gasket Factors	G _b psi (MPa)	a	G _s psi (MPa)
Type D, DR, DRI Graphite	86 (0.593)	0.594	0.1 (0.0001)
Type D, DR, DRI ETG	90 (.620)	0.590	0.1 (0.0001)
Type D, DR, DRI PTFE	173 (1.19)	0.405	1.0 (0.0007)


m & Y Factors	m	Y psi
Type D, DR, DRI Graphite, ETG & PTFE	2.8	5,800

Durlon® Style DR and DRI gasket centering rings (in carbon steel) are coated to inhibit atmospheric corrosion. Durlon® Spiral Wounds are packaged with the utmost care to prevent damage during shipping to the job site.



Certifications	
Styles D, DR & DRI	TA Luft (VDI 2440)
6 inch Class 300 SWG FG	API Standard 6FB Fire Test

Warning: Durlon® gasket materials should never be recommended when both temperature and pressure are at the maximum listed. Properties and applications stated are typical. No applications should be undertaken by anyone without independent study and evaluation for suitability. Never use more than one gasket in one flange joint and never reuse a gasket. Improper use or gasket selection could cause property damage and/or serious injury. Data reported is a compilation of field testing, field service reports and/or in-house testing. While the utmost care has gone into publishing the information contained herein, we assume no responsibility for errors. Specifications and information contained within are subject to change without notice. This edition cancels and obsoletes all previous editions.

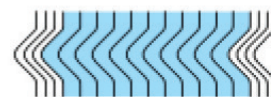


DURLON® SWG

Spiral Wound Gaskets
Style: D, DR & DRI
ASME B16.20 Standards

Style D

- Sealing element only consisting of preformed engineered metal and more compressible filler material
- Commonly used in tongue & groove or male & female flanges
- Can also be supplied with an inner ring as Style DI (Inner ring with winding and no center ring)



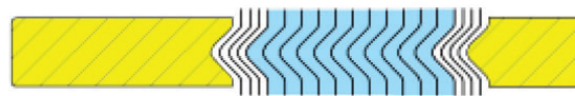
Style DR

- Sealing element (D) combined with a centering ring (R) which reinforces the gasket and acts as a compression stop
- Commonly used with standard Raised Face and Full Face type flanges
- Centering ring is epoxied which provides superior corrosion resistance compared to powder or liquid coating



Style DRI

- Sealing element (D) combined with a centering ring (R) and an inner ring (I) which improves radial strength and protects the sealing element from erosion and inward buckling
- Commonly used with standard Raised Face, Full Face type flanges and worn RTJ flange replacement gaskets
- Inner rings are recommended for all spiral wound gaskets but are mandatory (ASME B16 20-2007) for all PTFE filled gaskets, NPS (Nominal Pipe Size) 24" and larger Class 900. NPS 12", larger Class 1500 and NPS 4" and larger Class 2500



METALLURGY

	MIN		MAX			GUIDE RING COLOR CODE
Material	°F	°C	°F	°C	Code	
304 Stainless Steel	-320	-195	1,400	760	304	YELLOW
316L Stainless Steel	-320	-195	1,400	760	316L	GREEN
317L Stainless Steel	-320	-195	1,400	760	317L	MAROON
321 Stainless Steel	-320	-195	1,400	760	321	TURQUOISE
347 Stainless Steel	-320	-195	1,700	925	347	BLUE
Carbon Steel	-40	-40	1,000	540	CRS	SILVER
20Cb-3 (Alloy 20)	-300	-185	1,400	760	A-20	BLACK
HASTELLOY® B2	-300	-185	2,000	1,090	HAST B	BROWN
HASTELLOY® C 276	-300	-185	2,000	1,090	HAST C	BEIGE
INCOLOY® 800	-150	-100	1,600	870	IN 800	WHITE
INCOLOY® 825	-150	-100	1,600	870	IN 825	WHITE
INCONEL® 600	-150	-100	2,000	1,090	INC 600	GOLD
INCONEL® 625	-150	-100	2,000	1,090	INC 625	GOLD
INCONEL® X750	-150	-100	2,000	1,090	INX	NO COLOR
MONEL® 400	-200	-130	1,500	820	MON	ORANGE
Nickel 200	-320	-195	1,400	760	NI	RED
Titanium	-320	-195	2,000	1,090	TI	PURPLE

FILLER MATERIALS

	MIN		MAX			STRIPE COLOR CODE
Material	°F	°C	°F	°C	Code	
Ceramic	-350	-212	2,000	1,090	CER	LIGHT GREEN
Flexible Graphite	-350	-212	950	510	F.G.	GRAY
PTFE	-400	-240	500	260	PTFE	WHITE
Phyllosilicate	-67	-55	1,800	1,000	ETG	LIGHT BLUE